

SOCIO-ECONOMIC DATA

SLOVENIJA, LOVRENC NA POHORJU

Slovenia is mostly mountainous and forested, covers 20,271 square kilometres, and has a population of 2.1 million (2,108,708 people). [Slovenes](#) constitute over 80% of the country's population.

With 101 inhabitants per square kilometer, Slovenia ranks low among the European countries in population density (compared to 402/km² for the [Netherlands](#) or 195/km² for Italy). Between 65% and 79% of people live in wider urban areas.

Slovenia is among the European countries with the most pronounced ageing of its population, ascribable to a low birth rate and increasing life expectancy.

Municipalities by population

Municipality	<u>Statistical region</u>	Area (km ²)	Population (1 January 2019)
Ljubljana	Central Slovenia	275.0	292,988
Maribor	Drava	147.5	112,065
Kranj	Upper Carniola	151.0	56,267
Koper	Coastal–Karst	303.2	52,234
Celje	Savinja	94.9	49,473
Novo Mesto	Southeast Slovenia	236.0	37,063
Domžale	Central Slovenia	72.3	36,264
Velenje	Savinja	83.5	33,293

Municipality	<u>Statistical region</u>	Area (km ²)	Population (1 January 2019)
Nova Gorica	Gorizia	279.5	31,799

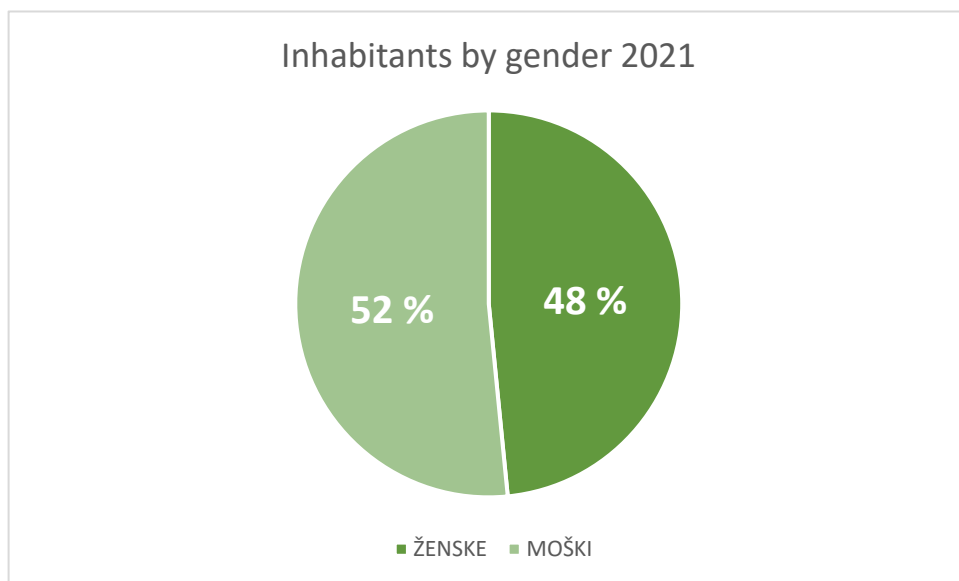
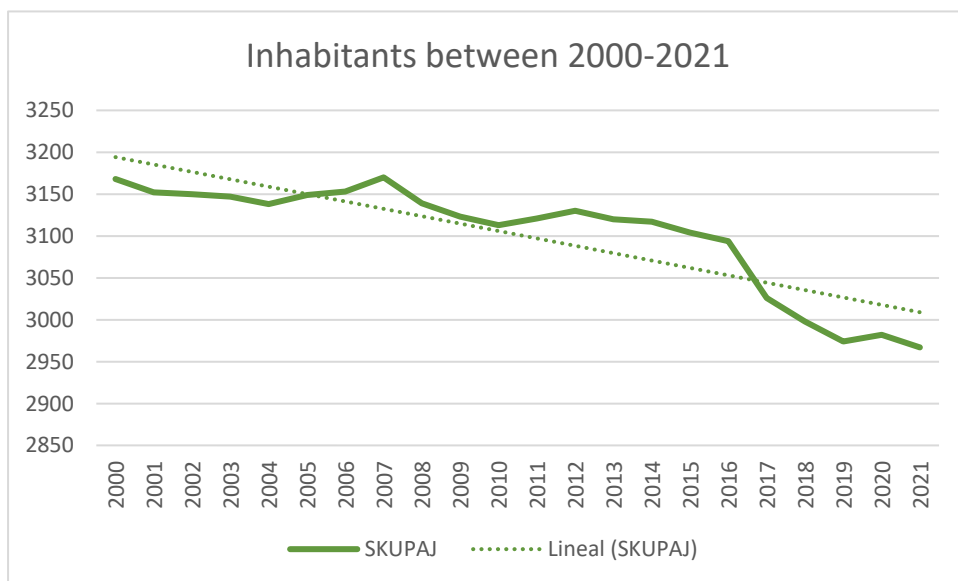
Slovenian Styria (*Slovenska Štajerska*) is a traditional region in northeastern [Slovenia](#). The population of Styria in its historical boundaries amounts to around 705,000 inhabitants, or 34.5% of the population of Slovenia. The largest city is [Maribor](#).

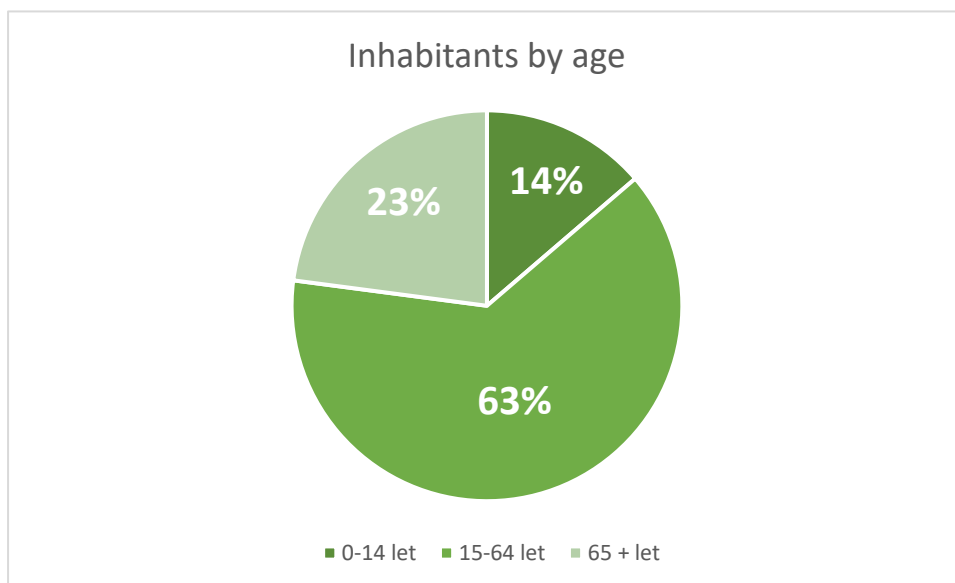
The **City Municipality of Maribor**, is one of [city municipalities](#) in [Slovenia](#). Its seat is [Maribor](#), the second-largest city in Slovenia. The population of the municipality was 113,778 in January 2021.

Lovrenc na Pohorju is a municipality on Pohorje, the mountains at the foot of the Alps:

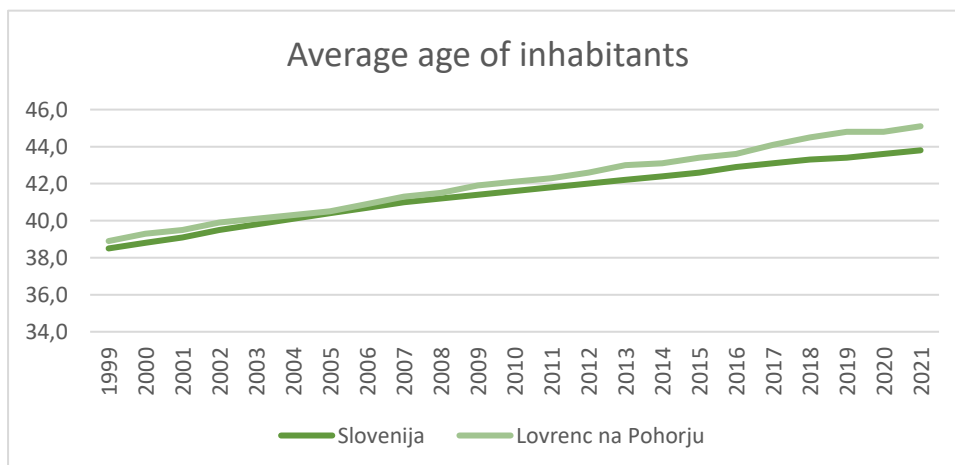
Year 2020	Lovrenc na Pohorju	SLOVENIA
Surface in km ²	84	20.271
Inhabitants	2.974	2.089.310
Population density	35	103
Average age of the population	44,8	43,4
Natural increase (per 1,000 population)	-5,4	7,2
Employment rate (%)	61,3	66,0

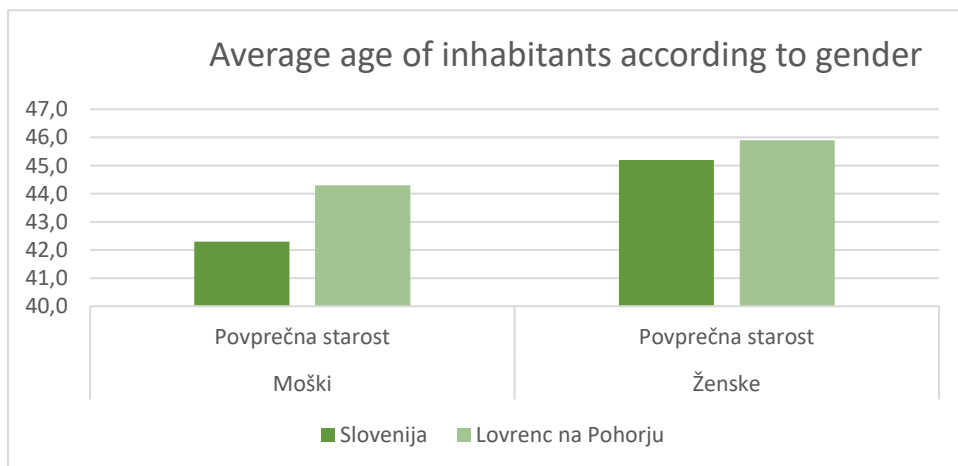
The municipality spreads over 0,4 % of the whole area of Slovenia and here live 0,1 % citizens of Slovenia. The municipality is among the lowest in Slovenia in population density. People here earn 13,7 % less than other citizens of Slovenia. The number of inhabitants decreases.



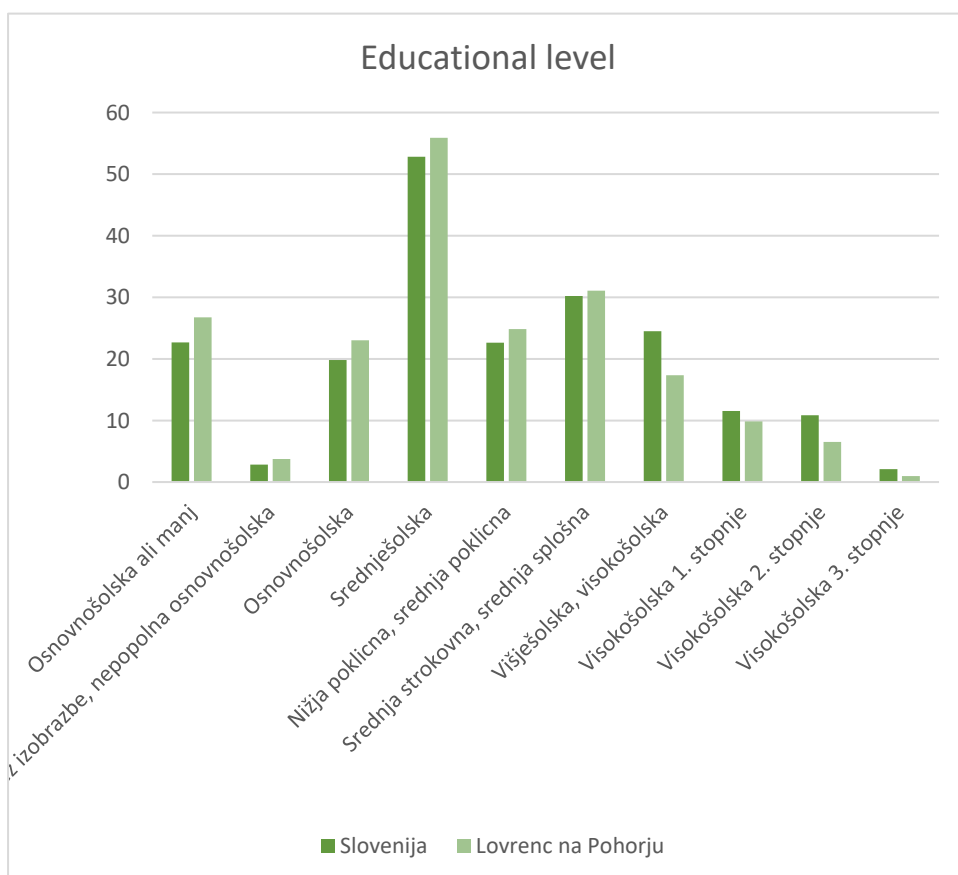


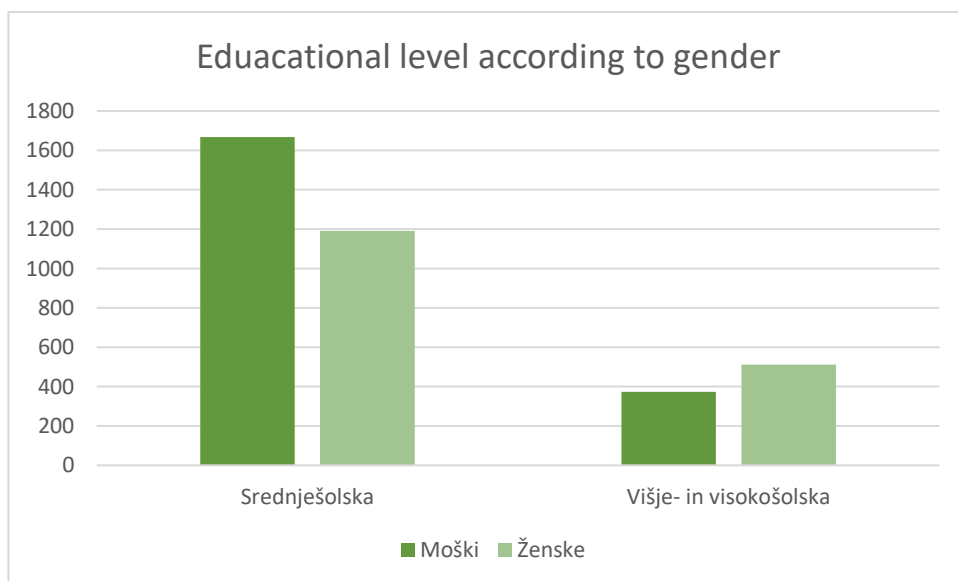
In 2019, 23 % of the population in the Lovrenc na Pohorju municipality was aged 65 or over and 14 % was under 16.





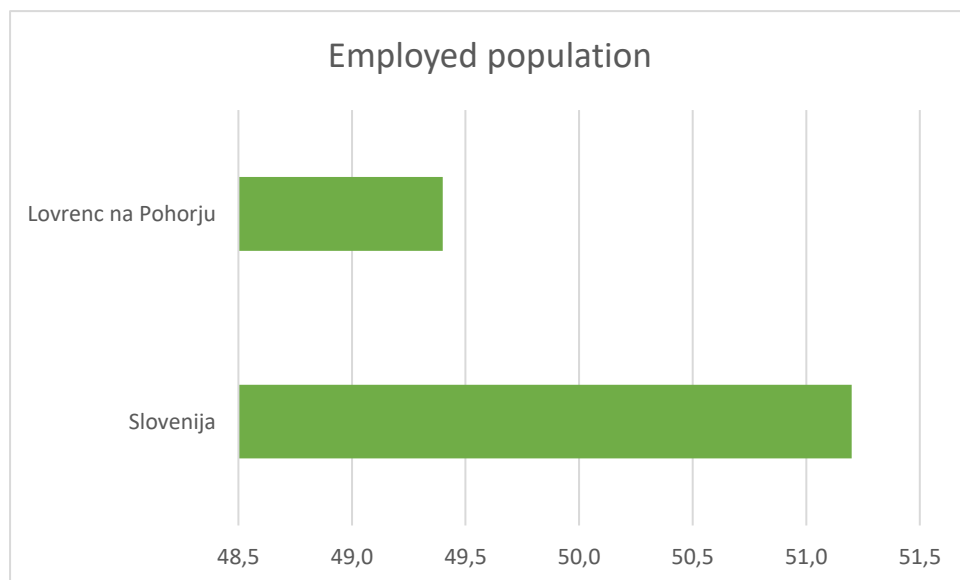
Average age of inhabitants in Lovrenc na Pohorju is increasing (similarly as in Slovenia). The reasons are mostly due to lower birth rate and migrations of inhabitants. They find better jobs in bigger cities. Typical for the municipality is also the high age of male and female in comparison to Slovenia.





Specific for the municipality is that a lot of inhabitants finished secondary school education. Especially women are better educated. Less inhabitants compared to Slovenia has university education.





Specific for the Lovrenc na Pohorju municipality is the unequal unemployment by gender, and what is more, more women are unemployed.